

316 S/S TWIN FERRULE FITTINGS & TUBE

CONTENTS


PAGE

Twin Ferrule Fittings & Tube

1-4


316 S/S TWIN FERRULE FITTINGS & TUBE

UNION



Size	Part Code	316 S/S SSU-
1/8	02	42.75
1/4	04	42.75
3/8	06	56.90
1/2	08	84.60
5/8	10	106.90
3/4	12	132.30
1	16	227.95

REDUCING UNION



Size	Part Code	316 S/S SSUR-
1/4 x 1/8	0402	47.30
3/8 x 1/4	0604	57.70
1/2 x 1/4	0804	90.00
1/2 x 3/8	0806	90.00
5/8 x 1/2	1008	113.45
3/4 x 1/2	1208	143.15
3/4 x 5/8	1210	POA
1 x 3/4	1612	242.20

UNION ELBOW



Size	Part Code	316 S/S SSUE-
1/8	02	58.90
1/4	04	63.15
3/8	06	70.20
1/2	08	103.20
5/8	10	131.60
3/4	12	197.50
1	16	360.90

MALE ELBOW



Size	Part Code	316 S/S SSEM-
1/4 x 1/8	0402	56.30
1/4	04	54.05
1/4 x 3/8	0406	70.45
1/4 x 1/2	0408	82.05
3/8 x 1/8	0602	64.80
3/8 x 1/4	0604	66.75
3/8	06	73.65
3/8 x 1/2	0608	92.95
1/2 x 1/4	0804	84.20
1/2 x 3/8	0806	84.20
1/2	08	107.45
5/8 x 3/8	1006	103.80
5/8 x 1/2	1008	112.35
3/4 x 1/2	1208	129.05
3/4	12	137.50
1 x 3/4	1612	199.90
1	16	234.45

FEMALE ELBOW



Size	Part Code	316 S/S SSEF-
1/4	04	67.60
1/4 x 3/8	0406	POA
1/4 x 1/2	0408	POA
3/8 x 1/4	0604	76.45
3/8	06	79.30
1/2 x 1/4	0804	114.70
1/2 x 3/8	0806	114.70
1/2	08	124.20
5/8 x 1/2	1008	POA
3/4 x 1/2	1208	156.90
3/4	12	221.45
1	16	397.60

316 S/S TWIN FERRULE FITTINGS & TUBE

UNION TEE



Size	Part Code	316 S/S SSTU-
1/8	02	92.50
1/4	04	88.60
3/8	06	106.30
1/2	08	163.25
5/8	10	173.20
3/4	12	235.35
1	16	406.50

BULKHEAD MALE CONNECTOR




Size	Part Code	316 S/S SSBHM-
1/4	04	76.50
3/8 x 1/4	0604	81.00
3/8	06	109.05
1/2 x 3/8	0806	109.05
1/2	08	122.15

UNION CROSS



Size	Part Code	316 S/S SSCR-
1/8	02	169.60
1/4	04	169.60
3/8	06	205.00
1/2	08	227.45
5/8	10	POA
3/4	12	POA
1	16	POA

BULKHEAD FEMALE CONNECTOR



Size	Part Code	316 S/S SSBHF-
1/4 x 1/8	0402	72.20
1/4	04	72.75
3/8 x 1/4	0604	100.00
1/2 x 3/8	0806	154.50
1/2	08	154.50


BULKHEAD UNION



Size	Part Code	316 S/S SSBHU-
1/8	02	
1/4	04	62.55
3/8	06	86.65
1/2	08	123.65
5/8	10	200.00
3/4	12	203.40
1	16	414.10

316 S/S TWIN FERRULE FITTINGS & TUBE

MALE CONNECTOR



Size	Part Code	316 S/S SSMC-
1/8	02	35.40
1/8 x 1/4	0204	35.40
1/4 x 1/8	0402	30.30
1/4	04	39.65
1/4 x 3/8	0406	36.95
1/4 x 1/2	0408	46.15
3/8 x 1/8	0602	39.10
3/8 x 1/4	0604	37.15
3/8	06	41.00
3/8 x 1/2	0608	49.55
3/8 x 3/4	0612	POA
1/2 x 1/4	0804	52.70
1/2 x 3/8	0806	53.10
1/2	08	58.55
1/2 x 3/4	0812	80.40
5/8 x 1/4	1006	POA
5/8 x 1/2	1008	80.40
5/8 x 3/4	1012	POA
3/4 x 1/2	1208	80.40
3/4	12	90.80
3/4 x 1	1216	POA
1 x 3/4	1612	160.80
1	16	158.05

FEMALE CONNECTOR



Size	Part Code	316 S/S SSFC-
1/8	02	43.00
1/4 x 1/8	0402	37.05
1/4	04	42.60
1/4 x 3/8	0406	50.55
1/4 x 1/2	0408	55.70
3/8 x 1/8	0602	48.45
3/8 x 1/4	0604	48.45
3/8	06	50.80
3/8 x 1/2	0608	70.45
1/2 x 1/4	0804	64.55
1/2 x 3/8	0806	65.90
1/2	08	82.35
5/8 x 1/2	1008	85.35
3/4 x 1/2	1208	104.90
3/4	12	93.65
1 x 3/4	1612	
1	16	205.35

FRONT & BACK FERRULES



Size	Part Code	316 S/S SSFBF-
1/8	02	11.95
1/4	04	11.95
3/8	06	14.45
1/2	08	18.70
5/8	10	20.10
3/4	12	22.95
1	16	44.30

316 S/S TWIN FERRULE FITTINGS & TUBE

NUT




Size	Part Code	316 S/S SSNUT-	Brass BRNUT-
1/8	02	10.20	
1/4	04	10.20	
3/8	06	10.20	
1/2	08	17.85	
5/8	10	22.85	
3/4	12	30.85	
1	16	52.00	

NEEDLE VALVE



Size	Part Code	316 S/S SSNV-	Brass
1/4	04	POA	
3/8	06	POA	
1/2	08	POA	
3/4	12	POA	
1	16	POA	

316 S/S SEAMLESS TUBE (6.1m Length)



Code	Size	W.P. MPA	List Price
SST-9.5X1.2	3/8 x 1.2mm W.T.		POA
SST-9.5X1.6	3/8 x 1.6mm W.T.		POA
SST-12.7X0.9	1/2 x 0.9mm W.T.		POA
SST-12.7X1.2	1/2 x 1.2mm W.T.		POA
SST-12.7X1.6	1/2 x 1.6mm W.T.		POA
SST-12.7X2.03	1/2 x 2.03mm W.T.		POA
SST-15.9X0.9	5/8 x 0.9mm W.T.		POA
SST-15.9X1.2	5/8 x 1.2mm W.T.		POA
SST-15.9X1.6	5/8 x 1.6mm W.T.		POA
SST-15.9X2.03	5/8 x 2.03mm W.T.		POA
SST-19.1X0.9	3/4 x 0.9mm W.T.		POA
SST-19.1X1.2	3/4 x 1.2mm W.T.		POA
SST-19.1X1.6	3/4 x 1.6mm W.T.		POA
SST-19.1X2.03	3/4 x 2.03mm W.T.		POA
SST-25.4X0.9	1 x 0.9mm W.T.		POA
SST-25.4X1.2	1 x 1.2mm W.T.		POA
SST-25.4X1.6	1 x 1.6mm W.T.		POA
SST-25.4X2.03	1 x 2.03mm W.T.		POA
SST-25.4X2.64	1 x 2.64mm W.T.		POA
SST-25.4X3.25	1 x 3.25mm W.T.		POA

1 MPA = 145 PSI